

25/26



*Most beautiful piece  
of furniture*

**Grado**  
DESIGN STAIRS

**8 stair models**  
**4 types of railings**  
**6 types of handrails**  
**Available in many**  
**different shades**

---

## Introduction

The Story of Grado **04**

## Collections

LEIJU **08**

VALO **10**

KIDE **14**

LUMO **16**

NORI **18**

**New in!** KAJO **20**

KANNEL **22**

LOFT **24**

## Stairs as the centerpiece of a new home

Maria Huntington chose LOFT stairs **26**

## KIDE stairs for a log house

Tero Pennanen's stair renovation **32**

## New stairs transform the look of your home

Effortless stair renovation for your home from Grado **38**

## Stairs as part of the interior design

Interior designer Laura Seppänen **42**

## Colors and materials

Wood shades **48**

Railings **54**

Handrails **56**

**New in!** Viisto-kannake **58**

## Contact information

At your service **60**

---



# The Story of Grado

## *This is how it all began*

CEO LAURI KRISTO  
 Written and edited by Jaana Vainio,  
 (Translated by Sanni Mikkola)

Grado Design, located in Pirkkala near Tampere, was founded in 2010 when Lauri Kristo, a just graduated product development engineer, received his first assignment. His brother was building a house and couldn't find stylish, suitable stairs anywhere.

At that time, the architecture of houses had already changed, favoring features like large windows. However, the style of stairs hadn't kept up with the trend; instead, their design had stagnated in the 1990s, and their appearance wasn't given much attention. If someone wanted more personalized stairs for their home, the process was long and complicated—requiring not only an installer but also an architect, a carpenter, and a glass company.

Lauri had been considering entrepreneurship since his student days and had worked on product design during an internship with his wife and Grado Design's creative director, Elina Kristo.

"I wanted to help my brother, so I designed and built the first stairs. They immediately attracted interest from others as well, so we decided to establish a company that would provide stylish stairs easily, with design, implementation, and installation all handled in one place."

### Stairs to match your style

The model designed for his brother is still in the company's collection, although in an updated version. Nowadays, in addition to the VALO stairs, there are five stair models in the collection, compared to just two in the early days of the company.

"Currently, consumers are particularly interested in LEIJU stairs, which have no visible frame. Glass railings are popular now, whereas at one point, spindle railings were in demand. The timelessness of glass railings adds to their popularity," Lauri Kristo explains.

In general, stairs are designed together with the customer based on the collection, and the customer receives a 3D plan for approval before the stairs are made. The company also creates fully customized solutions.

For stairs, it's essential that they comply with building regulations and stand the test of time. - "I'll let you know right away if an idea isn't worth implementing."

### A strongly Finnish company

In Grado Design's early days, the first workshop was in Lauri Kristo's brother's basement. The space was so small that the largest wood panels had to be cut outside into smaller pieces before they could be carried inside for further processing. Now, they are in their sixth location, with a thousand square meters of space thanks to an extension. The company employs over 20 people.

"Our products are made in Finland. From the beginning, we have taken the approach that we want to be a strongly Finnish company."

There has clearly been a demand for the company's business idea, as stylish stair solutions are now seen in more and more homes. Many also proudly share on social media that they have chosen a respected Finnish design brand.


"Looking at old photos, it has been great to see all that we have accomplished over the years and how well our solutions have stood the test of time. The most rewarding part of this job, however, is the happy customers," Kristo says.

*“Our products are made in Finland. From the beginning, we have taken the approach that we want to be a strongly Finnish company.”*

---

LAURI KRISTO

CEO





# LEIJU

—*unique design*

At first glance, the impression is almost magical. LEIJU stairs truly appear to float in the air. The steps emerge directly from the wall and blend seamlessly with glass railings without any visible fasteners or screws.

## Stairs that float in the air

LEIJU stairs are Grado's only stair model without a visible frame, no baluster posts, and no visible fastenings. This makes the stairs very minimalist

and modern. There is nothing superfluous, nor is there anything missing.

Even though the stairs lack a visible frame, they are still very sturdy and safe. The steel frame of the stairs is built inside the steps, which are always mounted to a concrete wall. Solid and high-quality stairs also mean stable and silent stairs.

**RAILING** Postless glass railings

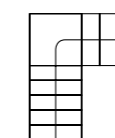
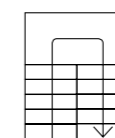

**FRAME** No visible frame


**LIGHTING** LED-lights

**FASTENING** No visible fastenings

**STEPS** Solid wood steps

**POSSIBLE SHAPES** The stairs can be implemented as straight or with a landing





# VALO

—the eye-catcher of your home

VALO stairs are spacious and bright. The centrally placed steel beam makes it a stable and streamlined entity.

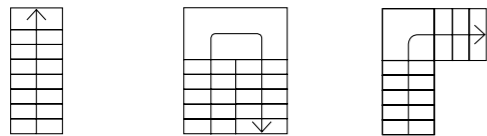
## Light and stable

In style, VALO closely resembles the LEIJU stairs. Because VALO stairs have a steel frame, they can be installed in various environments. They do not require a concrete wall for support.

The stairs have a light appearance, enhanced by integrated LED lights. The solid wood steps create an impression of elegance, complemented by the understated glass railing. The glass railings are stylishly attached to the ends of the steps.

**RAILING** Postless glassrailings  
**FRAME** The centrally placed steel beam  
**LIGHTING** LED-lights

**FASTENING** No visible fastenings  
**STEPS** Solid wood steps  
**POSSIBLE SHAPES** The stairs can be implemented as L-shaped, straight or with a landing versions







## KIDE —stands out

The stunning illuminated steps and the sawtooth-shaped frame make the KIDE stairs a distinctive and stylish design element. These stairs feature charisma and are strikingly elegant.

### Charm and style

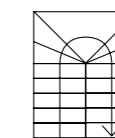
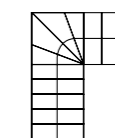
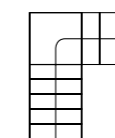
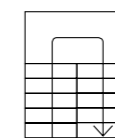
KIDE stairs feature no screws, bolts, or any visible fastenings. The glass railings have no baluster posts. KIDE features minimalist modern design. The frame of the stairs is made of steel,

making it very slim (8 mm thick). The frame can be powder-coated in a shade that suits the setting.

LED lights are integrated on the bottom of the steps. The LED lights are elegantly understated from both above and below, enhancing safety when using the stairs in dim light. Illuminating stairs that are prominently located in the home also enhances their visual appeal.

**RAILING** Postless glass railings  
**FRAME** Sawtooth or zigzag -shaped frame  
**LIGHTING** LED-lights

**FASTENING** No visible fastenings  
**STEPS** Solid wood steps  
**POSSIBLE SHAPES** The stairs can be implemented as L-shaped, straight or with a landing versions





# LUMO —*minimalist and clear*

Stairs are in central areas of the home—always visible. The striking design of the LUMO stairs is minimalist and clear, creating an open atmosphere in the space.

## Beautiful and minimalist

LUMO is a highly versatile staircase, as it can be implemented in straight, L-shaped, or landing versions. The postless glass railing withstands

everyday wear and tear and allows light to beautifully reflect on the stair steps.

The slender yet stable frame of the stairs is made of flat steel. The frame can be powder-coated in a shade that suits the setting. There are many color options, as nearly all shades of the RAL color chart are available. The most used frame colors are white, black, and various shades of gray.

### RAILING

Postless glass railings

### FRAME

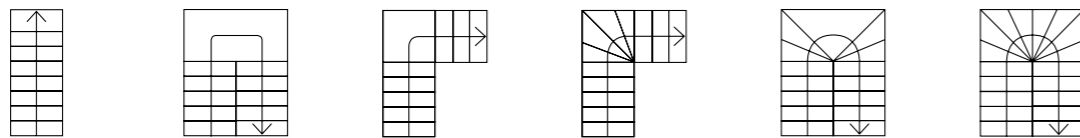
Straight-lined frame

### STEPS

Solid wood or tiled steps

### POSSIBLE SHAPES

The stairs can be implemented as L-shaped, straight or with a landing versions





# NORI

—*minimalistic beauty*

NORI stairs represent minimalist design. The unified shape of the handrails, steps, and frame creates a beautiful and harmonious appearance.

## Stable and refined

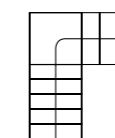
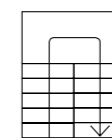

The key feature of the NORI stairs is the flat steel railings. They allow light to pass through beautifully. When viewed head-on, the flat steel appear very light, while from an angle, they look almost solid. The railing connects seamlessly to

the steps elegantly with no seams.

A centrally positioned steel beam is visible. It is part of the overall design and allows the stairs to be installed in various openings without needing a concrete wall for support. The NORI stairs can be designed straight or with a landing. The steel beam and railings are powder-coated in a color that suits the interior of the space. LED lights on the steps add both style and safety.

|                 |                                 |
|-----------------|---------------------------------|
| <b>RAILING</b>  | Flat steel balusters            |
| <b>FRAME</b>    | The centrally placed steel beam |
| <b>LIGHTING</b> | LED-lights                      |

|                        |  |
|------------------------|--|
| <b>FASTENING</b>       | No visible fastenings  |
| <b>STEPS</b>           | Solid wood steps   |
| <b>POSSIBLE SHAPES</b> | The stairs can be implemented as L-shaped, straight or with a landing versions |





New in!

# KAJO

—*intentional design, natural rhythm*

KAJO is a clear-lined and refined stair design that combines lightness, practicality, and timeless aesthetics.

## Soft curves

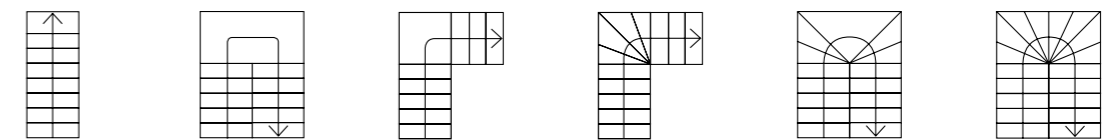
The beveled and rounded design of KAJO's steps and frame is carefully considered. The impression is both light and elegant. The beveled step shape also enhances usability; the shadows emphasize the front edge of the step, making it easier to

perceive and more comfortable to step on. The balusters accentuate the staircase's character with asymmetrically rhythmized wooden balustrades that allow light to travel across the steps' surface. The rhythm has something familiar about it; the same natural imperfection found in Finnish forest landscapes.

The solid wood handrail is part of the staircase's grounded and refined appearance. Its rounded shape feels pleasant to the touch.

**RAILING** Wooden balusters  
**FRAME** Sawtooth shaped frame  
**STEPS** Solid wood steps

**POSSIBLE SHAPES** The stairs can be implemented as L-shaped, straight or with a landing versions.





# KANNEL



—floating stairs with round balusters

KANNEL, with its round spindles, exudes tranquility and elegance. It's a thoughtfully minimalist entity, radiating coziness and warmth. Its rhythm resembles the harmony of a harp, creating a soothing ambiance in the room, calming the mind, and clarifying thoughts.

## Elegance in coziness

The steps of the staircase are directly attached to the wall, giving the impression of floating in the air. The staircase must be installed into a concrete or log wall. When installed into a drywall, the staircase needs support within the wall.

|                 |                                 |                        |  |
|-----------------|---------------------------------|------------------------|--|
| <b>RAILING</b>  | Steel balusters                 | <b>FASTENING</b>       | No visible fastenings                  |
| <b>FRAME</b>    | The centrally placed steel beam | <b>STEPS</b>           | Solid wood steps                       |
| <b>LIGHTING</b> | LED-lights                      | <b>POSSIBLE SHAPES</b> | The stairs can be implemented straight |





# LOFT

—*honoring the old*

The industrial-inspired LOFT staircase is a blend of new and old. LOFT is a sophisticated and refined version of an industrial staircase, with hidden weldings and solid wood steps.

## Authentic and original

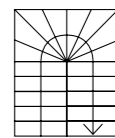
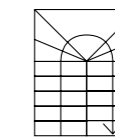
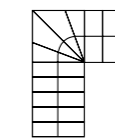
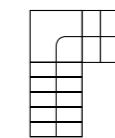
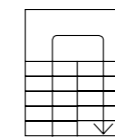
Grado's LOFT stairs feature a sawtooth or straight frame. The steel frame is paired with stylish round balusters. The handrail and steps are made of high-quality solid wood.

By incorporating LOFT stairs into your interior design, you can create a cozy and inviting atmosphere in your home. LOFT stairs are suitable for warm and earthy interior decor.

LOFT stairs can be implemented in straight, landing, or L-shaped configurations. The frame of the stairs is made of steel, which can be powder-coated in a shade that suits the setting.

|                 |                              |
|-----------------|------------------------------|
| <b>RAILING</b>  | Steel balusters              |
| <b>FRAME</b>    | A sawtooth or straight frame |
| <b>LIGHTING</b> | LED-lights                   |

|                        |  |
|------------------------|--|
| <b>STEPS</b>           | Solid wood steps   |
| <b>POSSIBLE SHAPES</b> | The stairs can be implemented as L-shaped, straight or with a landing versions |





# Stairs as the centerpiece of a new home

Track and field athlete and influencer Maria Huntington, together with her husband Riku Dufva, built their dream log house in Lempäälä, right next to Tampere. The three-story house was completed last summer on an idyllic plot by the river. This stylish and nature-inspired masterpiece exudes warmth and coziness from every corner, with one of its key elements being Grado's modern LOFT stairs.

"I was inspired by a rustic style and didn't want any white walls in our home. My goal is that when you step into our home, you feel a warm and cozy atmosphere. The most important criterion when choosing stairs was the appearance. I wanted them to be eye-catching," Maria says about her interior design choices.

## Stunning stairs designed to match the home

When considering stairs, Maria's decision to get stairs from Grado was confirmed already during the quotation phase. "Grado provided a clear offer with everything included and one price for it all. That was a reassuring factor for us in making the decision," Maria says.

"We received support and assistance from Grado in choosing the stairs and materials, and in general, in how the design was made. We had quite a few problems with the shape, and it was solved very nicely," Maria describes the cooperation with Grado.

For Maria and Riku's home, the chosen stairs were the industrial-style LOFT stairs, with a black steel frame with round balusters and solid oak steps that seamlessly fit into the warm interior and its carefully selected color scheme. The oak steps were treated with Huurre lacquer to match the tone, and the ambiance of the home is enhanced by the indirect lighting shining from under the steps. Maria praises Grado's professionalism for visiting the site to assess which shade would best match their floor.

"The materials match our floor perfectly. They go completely tone-in-tone," Maria praises.

### Silent stairs maintain the harmony of the home

The stairs connect three floors into one entity. The stairs are not only visually impressive but also functional.

After more than six months of use, they still look like new, and their silence has positively surprised Maria.

"It has been really important for us to have a certain peace and quiet, even though the stairs are used," Maria describes.

### A suitable choice for dog and child-friendly families

Stairs are a central part of the home and are used daily, so they must be durable and practical. The steps of the stairs are made of high-quality solid wood, which dampens footsteps and makes them quiet. When choosing stairs, their safety is also of paramount importance, and Grado focuses on this with durable railings and surface treatment of the steps. Surface treatment ensures that the surface of the stairs remains matte and does not cause slipperiness under feet or paws. Maintaining the stairs is also easy using the right cleaning products that keep the steps clean and matte for a long time.

### Exceeding expectations

"We received really good service from Grado; all our problems were solved, our worries and visions were listened to. We got exactly the stairs we hoped for, and actually even better. The promise that we would get the stairs we wanted was fulfilled," Maria praises.





*“We got exactly the stairs we hoped for, and actually even better.”*

---

MARIA HUNTINGTON

TOP ATHLETE AND INFLUENCER

Maria Huntington



# KIDE stairs for a log house

## *Pennanen's stair renovation*

Interior architect and musician Tero Pennanen lives in the picturesque area of Nuuksio, Espoo, surrounded by lakes and forests. The Pennanen family sees their home as an important sanctuary, where everyone should feel comfortable in their own way. Their relatively new log house is constantly being tailored to better suit the family, and most recently, they enhanced a challenging architectural space with Grado's KIDE stairs.

"When we moved here, we immediately fell in love with the beautiful surroundings, but we felt the interior needed some changes. One day, I called Grado regarding a work project, and at the same time, I decided to fulfill my dream of getting new stairs. Eventually, we acquired KIDE stairs from Grado, which have made an incredible change to our log house," Pennanen explains.

Pennanen, working as an interior architect, believes that people often perceive stairs and foyer spaces merely as transit areas. However, high-quality, and harmonious stairs that blend well with their surroundings can also act as focal points of the home and bring additional valuable space.

"Originally, I didn't have a big idea of changing the stairs, but I had admired Grado's products at work. Eventually, their incredibly customer-centric service convinced me and initiated the staircase project. Grado's experts helped us, for example, with color selection, and their service was friendly and personal. Additionally, we were kept well informed throughout the process about the progress of the stairs," Pennanen says.

KIDE stairs are Finnish design products made from high-quality materials, respecting nature. According to Pennanen, it's easy to trust Grado's first-class and practical solutions both in professional and personal needs.

"Of course, the staircase must fit beautifully into its environment. Log is a demanding material, so installing modern stairs in a log house can be challenging. However, Grado managed to offer us a staircase solution that fits our home perfectly. The materials and production of the stairs are domestic, which is great - ecological sustainability and local production are important to us. Also, the service process is very smooth and fast because everything is made in Finland. It's easy to recommend a provider that offers such high-quality and good service," Pennanen praises.



The old wooden stairs



New KIDE stairs with illuminated steps



*“It's easy to recommend a provider that offers high-quality and good service.”*

---

TERO PENNANEN

INTERIOR ARCHITECT AND MUSICIAN

Tero Pennanen on yksi tuomareista Suomen kaunein koti -ohjelmassa.

# The new stairs transform your home's appearance

**H**ome is a sanctuary where you can relax and enjoy life without hurry. This tranquility is supported by the interior design of your home, reflecting your own style. Sometimes, small changes in your home can bring great joy, and one such change could be a staircase renovation. **Grado's easy-to-use service makes staircase renovation simple and convenient,** allowing you to focus on enjoying your home without unnecessary hassle.

In a staircase renovation, old, perhaps creaky, and yellowed stairs are replaced with new, stylish, and silent stairs that fit your home's decor. The new stairs can also be a highlight of your home, showstoppers that your guests will notice as soon as they enter. Grado stairs are known for their polished details and quality. Their slender steel structure also adds a sense of space to your home.

Grado's skilled installers carefully remove the old stairs and install new ones in their place. Depending on the time allocated to the project, **this change can be achieved in just 1-2 working days** - a short time considering the transformation that replacing the stairs brings to your home. Additionally, Grado's staircase renovation increases the value of your home - a well-maintained and modern home attracts potential buyers and creates a positive first impression.

From Grado's wide range of staircase models, you can easily find a staircase that suits your style and needs. In the design process, factors such as floor material and floor tone are considered in the material and color choices for the new stairs. A black staircase frame emphasizes the staircase, while a white frame provides more space for other decor, and wooden steps stand out beautifully. **Our experienced sales staff will assist you in making the right choices for your home.**


When you decide to carry out a staircase renovation with Grado, you can trust that you will have an easy and effortless renovation experience. Skilled professionals take care of everything for you, so you can enjoy your new stairs and the fresh, bright look of your home.

On the following pages, you can admire completed staircase renovations as before-and-after photo pairs. Feel free to be inspired!

BEFORE



AFTER




BEFORE




AFTER



BEFORE



AFTER



# Stairs as part of interior design

Choosing stairs can be a significant consideration for those building or renovating their own home. Increasingly, interior designers are consulted for important decisions regarding home decor. We asked interior designer Laura Seppänen about some aspects related to stairs. According to Seppänen, stairs play a significant role in interior design. "Stairs can simply be stairs, but they can also be visually the most beautiful or unique element of the house." Beautiful and prominently displayed stairs are desired. Stairs have become part of the visual identity of a home, much like kitchens.

Seppänen's clientele prefers minimalist stairs - all unnecessary lists, fasteners, and screws are to be removed. Natural materials are also very popular. Currently, Seppänen finds the combination of materials fascinating, as exemplified by the stairs at the Lumitiikeri fairhouse.

In her work, Seppänen typically proceeds from space planning and major surfaces to the design of stairs. After that, built-in furniture, wall tones, and finally, finishing details are considered.

"A certain level of customization is Grado's strength," Seppänen notes. This is important in the construction industry, as there are many companies where customization is rigid. For example, the same Timberwise parquet was used in Lumitiikeri's stairs as in the upper floor's flooring. "Grado has a curious and bold team, willing to create new kinds of models."

Stairs' materials are carefully considered because they are expected to be as timeless as possible. Stairs should last a long time in use, but above all, they should endure visually through different eras. The lifecycle of stairs is longer than, for example, that of a kitchen. "Grado's advantage is having several materials to choose from. Fortunately, Grado's selection suits many interior styles," Seppänen summarizes.

According to Seppänen, domesticity is a very strong interior value alongside ethics and ecological values. Finnish work and expertise are supported. Appreciation for craftsmanship is evident, for example, in the increasing tendency to ask directly from a carpenter about the realization of a kitchen. "People have finally been encouraged to create homes that reflect their own style," Seppänen rejoices.

Good lighting design, especially in the staircase area, is important according to Seppänen, and it all depends on what is desired to be emphasized in the space. Lighting can be used, for example, to highlight the spatially striking wall surfaces of the staircase area. Step lighting may be omitted in that case. If, on the other hand, the aim is to highlight the staircase rather than the entire space, step lighting is appropriate. It all depends on the context.





Seppänen finds the mixing of materials intriguing at the moment. Changing materials can also communicate a transition from one space and mood to another. For example, in the Lumitiikeri house, the lower floor had light-colored large tiles, and the stairs acted as a "transition layer," preparing the inhabitant for the transition to an oak-colored world upstairs. Thus, the oak stair steps acted as a gateway from one mood to another.

Seppänen hopes for more material options in Grado's stairs, but curated in a way that the overall look doesn't become cluttered. "Personally, I would like to use ceramic tiles, stone, and wood for the steps next. Or a combination of concrete and stone."

According to Seppänen, "It's great that Grado has managed to establish itself as a brand." She often hears from her clients that they have "dreamt of Grado stairs." They are frequently incorporated into projects she designs.

When asked about her favorite from Grado's stair collection, Seppänen's answer comes without hesitation: "It's definitely Leiju. It's straightforward, and all the unnecessary elements are hidden. The stairs are of high quality without compromising on their visual appeal, and the customization options are extensive. I particularly appreciate the postless glass railings and the option to choose genuine wood for the steps. With Leiju stairs, you can see that someone has spent time considering both the technical solution and the polished appearance. Someone has thought on behalf of many people. That's what design is at its best."

*“Stairs can simply be stairs, but they can also be visually the most beautiful or unique element of the house.”*

---

LAURA SEPPÄNEN

INTERIOR DESIGNER



# Shades

## *Choose your dream colors*


Color and material choices greatly influence the final appearance of the staircase. With our wide color palette, you can easily design stairs that fit your home decor. Select the material for the steps from birch, oak, or ash. Tone the wooden steps and handrails to match your chosen parquet or kitchen furniture.

You can choose the color of the staircase frame from our standard color chart or according to the RAL color shades. It's advisable to select the frame color to complement the rest of the interior and decide whether you want to highlight the staircase frame or blend it with the rest of the decor.


Please note that the shade samples presented in the brochure are indicative. Always choose the shade from the actual color sample.



## *Oak*



**NATURAL**




**USVA**



**HALO**



**SAVU**



**KERMA**



**KINOS**



**GREY LACQUER**



**NATURAL LACQUER**



**PURE LACQUER**

# Oak



SAVI



PIHKA



TERVA



MOKKA



KASKI



PIKI

# Birch



NATURAL



VALKOTAMMI



KUUSI




HOHDE



TAMMI



HELMİ



PÄHKINÄ



EBENPUU



WHITE LACQUER

# Ash



NATURAL



PILVI




KALLA

# Frame colors




RAL 9005  
MATTE BLACK



RAL 9016  
WHITE




RAL 7024  
DARK GRAY




RAL 9006  
LIGHT GRAY



METALLIC GOLD



BRONZE



RUST

# Railings

## *Glass or steel balusters?*

Stairs require railings to ensure safety and comfortable use. Railings can be emphasized with baluster railings. For those aiming for a minimalist staircase, a postless glass railing is a reliable choice. In a glass railing, the shade of the glass can be selected between normal or opti-white glass. Opti-white glass is clearer than normal glass.

## *Steel baluster railing*



**STAIRCASE MODEL** NORI, KANNEL and LOFT

**MATERIALS** Round or flat shaped steel balusters

**FINISHING** Concealed welding and wooden or steel handrail on the top of the railing

**FASTENING** Side mounting

**SIDE PROFILE**

## *Postless glass railing*




**STAIRCASE MODELS** LEIJU, VALO, KIDE ja LUMO

**MATERIAL** Tempered and laminated safety glass

**FINISHING** Aluminum strip or wooden handrail on the top of the glass

**FASTENING** Side mounting

**SIDE PROFILE**



# Handrails

*Finish with thought*

The railings of the stairs are finished with an aluminum strip, or a wooden handrail installed on top of them. For wall-mounted handrails, there are six different models to choose from, which can also be tinted. The colors of the brackets are chosen to match the color of the handrail.

*Handrail on the top of the glass*



SQUARE WOOD

ROUND WOOD

ALUMINUM TRIM

*The colors of the handrail brackets*



STAINLESS STEEL

WHITE

BLACK

*Wall-mounted handrail*



ROUND STAINLESS STEEL  
dia. 42 mm

ROUND WOOD  
dia. 40 mm

RECTANGULAR WOOD  
27x55 mm



SQUARE WOOD  
40x40 mm



SQUARE PAINTED BLACK  
30x30 mm



SQUARE PAINTED WHITE  
30x30 mm

# Viisto

## *New handrail bracket*

Viisto is a handrail bracket whose shape originated from a simple yet powerful observation: when light hits the handrail, its shadow is cast diagonally onto the wall.

This diagonal line is echoed in the bracket's form—minimalistic and precise. Viisto creates a rhythm in the staircase that seamlessly blends with the architecture.

The bracket was designed by designer and master woodworker Kaisu Ylikulju, whose work combines structural understanding, material sensitivity, and aesthetic vision.

The bracket is designed to complement a variety of staircase models. For example, Viisto works beautifully with NORI stairs, especially when the floor railing is finished with a square handrail. The bracket is always finished by tinting it to match the tones of the stairs.




*“As a designer, I often pause to observe moments that others don't notice—the angle of light, a shadow on the wall. From these moments, the idea began to take shape,” Kaisu describes the inspiration behind her work.*

New in!



Viisto handrail bracket.



Viisto as part of a NORI stairs.

—*At your service!*

### Showrooms

**Showroom Helsinki**  
Kauppalantie 2  
Helsinki, Finland

*Visa Sivonen*  
p. +358 401605297  
visa.sivonen@grado.fi

**Showroom Tampere**  
Hämeenpuisto 14  
Tampere, Finland

*Jonathan Mikkola*  
p.+358 40 913 7801  
jonathan.mikkola@grado.fi

**Showroom Marbella**  
Ramon Gomez de la Serna 23, local 11  
29602 Marbella, Spain

*Matias Lehto*  
p. +34 660505352  
matias@bespokenordic.com

### Production

**Grado Design Oy**  
Vesalantie 16  
33960 Pirkkala  
Finland



We have wanted to be a domestic company from the very beginning. As evidence of this, we have been awarded the Key Flag symbol by the Association for Finnish work.



Grado Design belongs to the highest AAA credit rating category. The credit rating reflects the stability of the business, its solvency, and its strong financial position.

GRADO.FI/EN